1 Here is the Saturday timetable for the main pool at a local leisure centre.

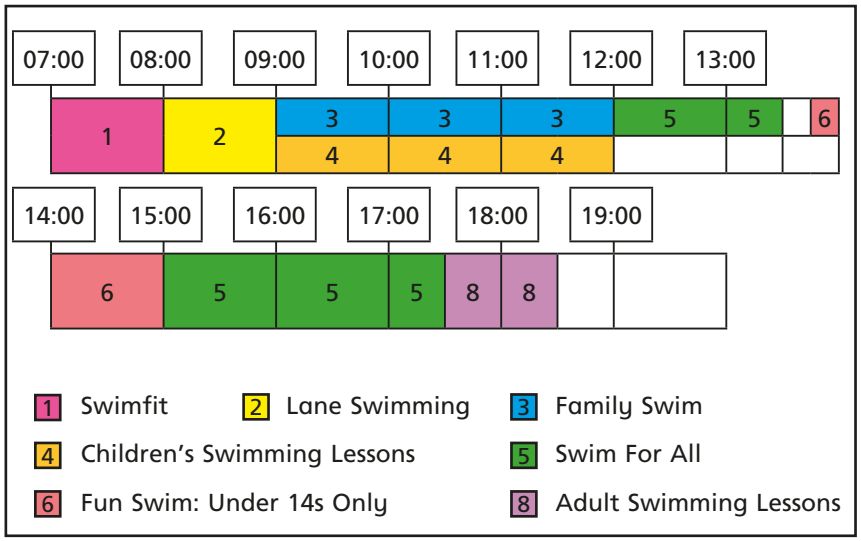

a) Is this true or false?

The Family Swim session starts at 9 o'clock in the morning.

b) How long does the Swimfit session last?

c) During the day how much time is allocated to Swim for All sessions?

d) Why is the time between 9:00 and 12:00 divided into two?

Talk about it with a partner.

2 Draw a timetable for today's lessons at school.

You should include breaks and lunchtime.

Add another row to your timetable to show what lessons you have tomorrow.

What things stay the same and what things change every day?

3 Here is part of a bus timetable showing the journey from the bus station to the train station.

	1st bus	2nd bus
Bus station	10:30	12:15
High Street	10:42	12:27
Green Lane	10:45	12:30
School	10:56	
Four Lane End	11:07	
Library	11:12	
Train station	11:25	

It takes the 2nd bus the same time to travel between each stop.

Complete the timetable.

4 This is the train timetable from Leeds to London.

Leeds	12:15	12:45	13:15	13:45	14:15
Wakefield	12:28	12:58	13:28	13:58	14:28
Doncaster	12:47	13:19	13:47	14:19	14:47
Grantham	13:18	—	14:18	—	15:18
Peterborough	—	14:10	—	15:10	—
Stevenage	14:04	—	15:04	—	16:04
London	14:31	15:01	15:31	16:01	16:31

a) What time does the 12:45 from Leeds arrive in London?

b) How long does the 13:58 train from Wakefield take to get to London?

c) At which stations does the 14:15 train stop?

d) How long does it take to get from Grantham to Stevenage?

e) If you arrive in Grantham at 13:30, how long will you need to wait before the next train to London?

© White Rose Maths 2019

3 Here is part of a bus timetable showing the journey from the bus station to the train station.

	1st bus	2nd bus
Bus station	10:30	12:15
High Street	10:42	12:27
Green Lane	10:45	12:30
School	10:56	
Four Lane End	11:07	
Library	11:12	
Train station	11:25	

It takes the 2nd bus the same time to travel between each stop.

Complete the timetable.

4 This is the train timetable from Leeds to London.

Leeds	12:15	12:45	13:15	13:45	14:15
Wakefield	12:28	12:58	13:28	13:58	14:28
Doncaster	12:47	13:19	13:47	14:19	14:47
Grantham	13:18	—	14:18	—	15:18
Peterborough	—	14:10	—	15:10	—
Stevenage	14:04	—	15:04	—	16:04
London	14:31	15:01	15:31	16:01	16:31

a) What time does the 12:45 from Leeds arrive in London?

b) How long does the 13:58 train from Wakefield take to get to London?

c) At which stations does the 14:15 train stop?

d) How long does it take to get from Grantham to Stevenage?

e) If you arrive in Grantham at 13:30, how long will you need to wait before the next train to London?

5 Here is a local bus timetable.

High Street	09:15	09:35	09:55	10:15
Library	09:30	09:50	10:10	10:30
Willow Park	09:47	10:07	10:27	10:47
Bank Road	10:05	10:25	10:45	11:05
Shop-A-Lot Centre	10:20	10:40	11:00	11:20

a) Dexter misses the 09:15 bus by 3 minutes.

He needs to be at Bank Road by 10:30

Is he still able to make it?

Explain your answer.

b) Annie catches the 10:10 bus.

What time does she arrive at the Shop-A-Lot Centre?

c) Teddy says he never has to wait more than 20 minutes for a bus.

Is this true?

Explain your answer.

© White Rose Maths 2019

Y5 – Autumn – Block 3 – Step 6 – Timetables Answers

Question	Answer
1	a) true b) 1 hour c) 4 hours d) Part of the pool is used for children's swimming lessons and the rest of the pool is used for Swim for All.
2	student's timetable for one day The times of lessons, breaks and lunchtime are the same every day, but the subjects in each lesson may be different.
3	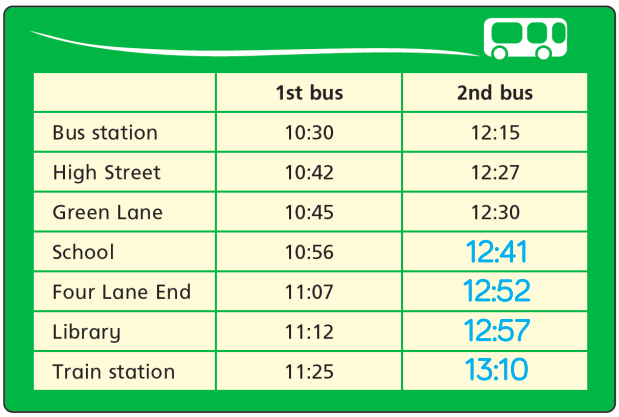
4	a) 15:01 b) 2 hours 3 minutes c) Leeds, Wakefield, Doncaster, Grantham, Stevenage, London d) 46 minutes e) 48 minutes
5	a) Yes. He can catch the 09:35 bus, which gets to Bank Road at 10:25 b) 11:00 c) Yes. The buses run every 20 minutes, so if he just misses a bus the longest wait will be 20 minutes.

	1st bus	2nd bus
Bus station	10:30	12:15
High Street	10:42	12:27
Green Lane	10:45	12:30
School	10:56	12:41
Four Lane End	11:07	12:52
Library	11:12	12:57
Train station	11:25	13:10

Measure perimeter

1 What is the length of each line?

a)

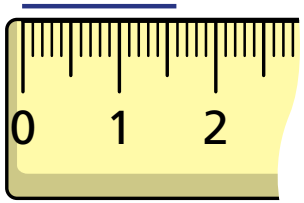

b)

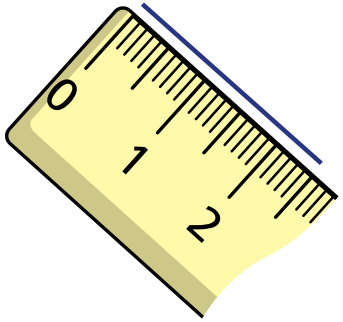

c)

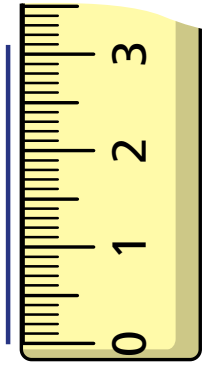

d)

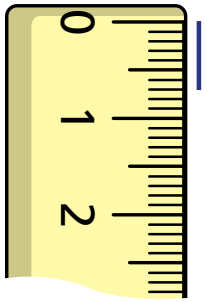

2 How long is the pencil?

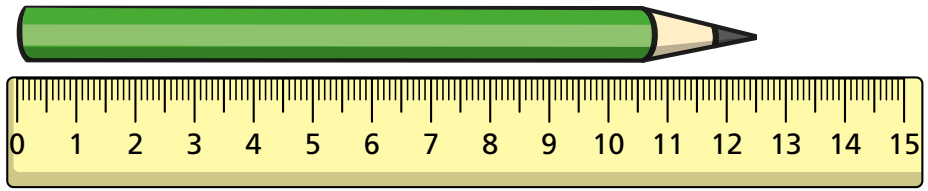

3 Dexter is measuring the length of a line.

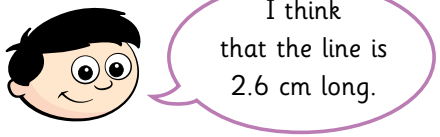

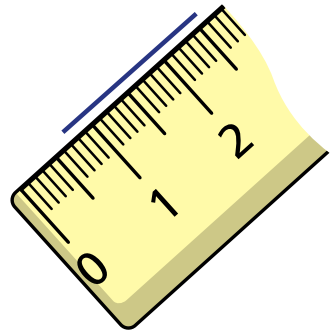

Do you agree with Dexter?

Explain why.

4 Measure the sides of the shape to work out the perimeter.

a)



b)

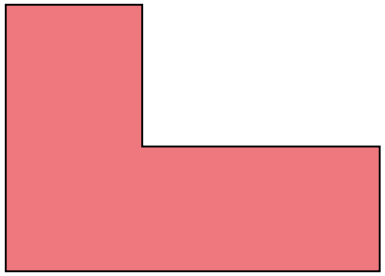

How many sides did you have to measure for each shape?

5 By measuring, work out the perimeter of these shapes.

a)

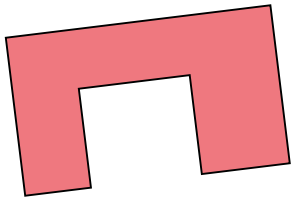

b)

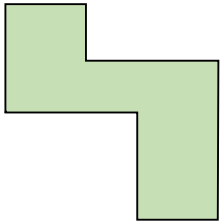

© White Rose Maths 2019

3 Dexter is measuring the length of a line.

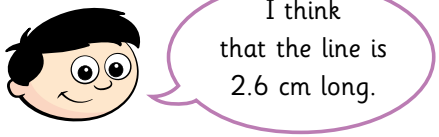

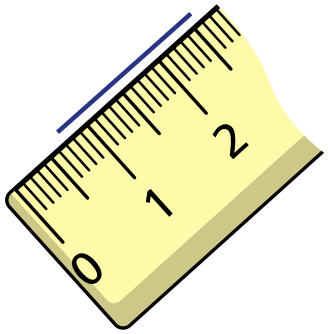

Do you agree with Dexter?

Explain why.

4 Measure the sides of the shape to work out the perimeter.

a)



b)

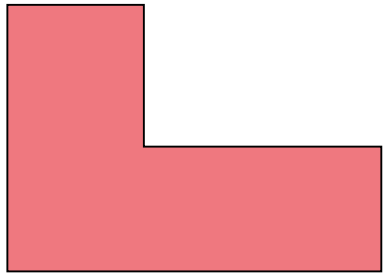

How many sides did you have to measure for each shape?

5 By measuring, work out the perimeter of these shapes.

a)

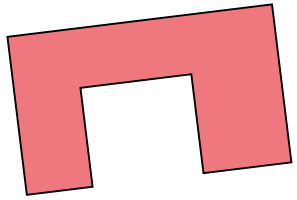

b)

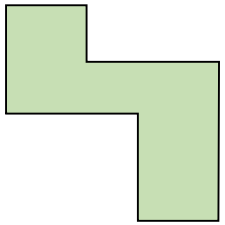

6 Complete the shape so that it has a perimeter of 15.6 cm.

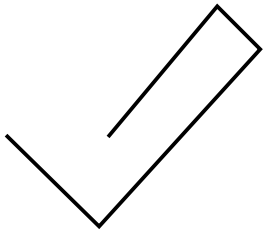

7 Draw a quadrilateral and pentagon with a perimeter of 10 cm.

8 Sort the shapes into the correct categories.

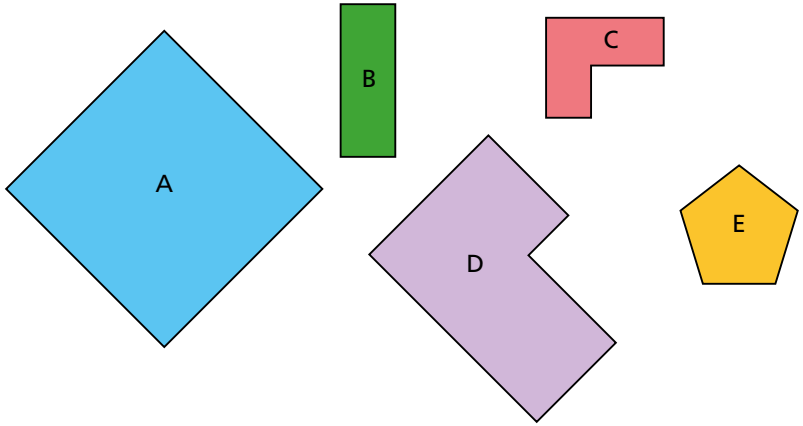

	Regular	Irregular
Perimeter less than 10 cm		
Perimeter greater than 10 cm		

© White Rose Maths 2019

Measure perimeter

1 What is the length of each line?

a)

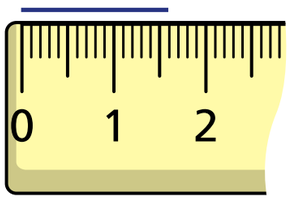

1·6 cm

b)

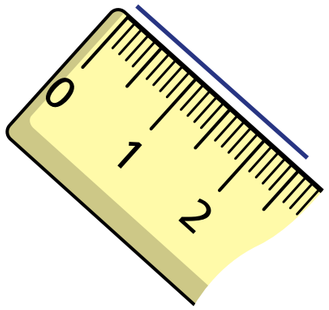

2·5 cm

c)

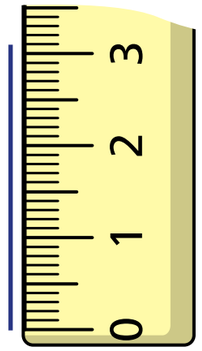

3·1 cm

d)

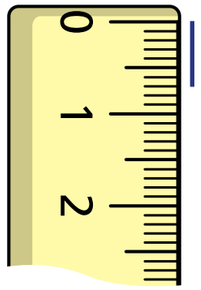

0·7 cm

2 How long is the pencil?

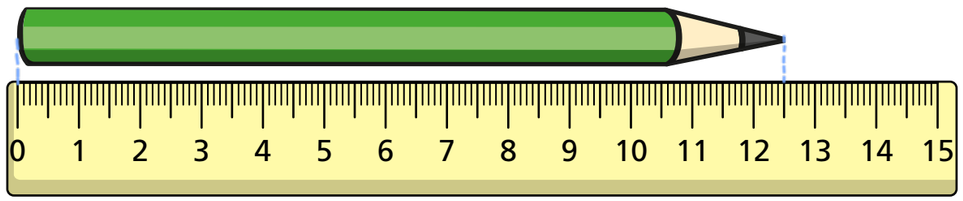

12·5cm

3 Dexter is measuring the length of a line.

I think that the line is 2.6 cm long.

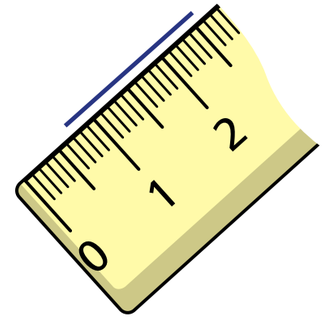

Do you agree with Dexter? No

Explain why.

Dexter hasn't started measuring from 0 cm.

4 Measure the sides of the shape to work out the perimeter.

a)



13·4cm

b)

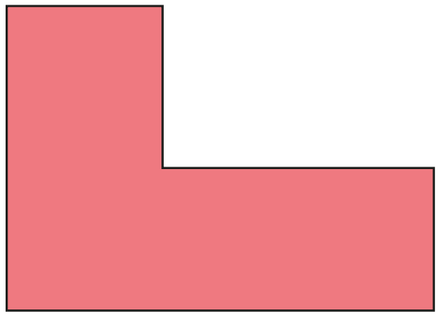

16·2cm

How many sides did you have to measure for each shape?

© White Rose Maths 2019

5 By measuring, work out the perimeter of these shapes.

a)

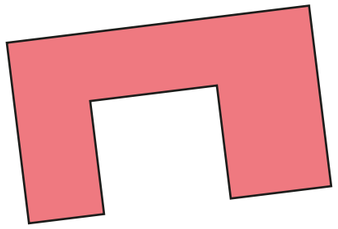

13·2cm

b)

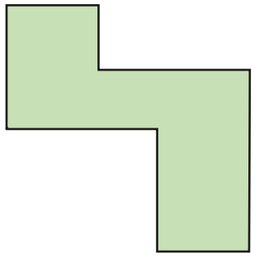

10·9 cm

6 Complete the shape so that it has a perimeter of 15.6 cm.

Various answers.

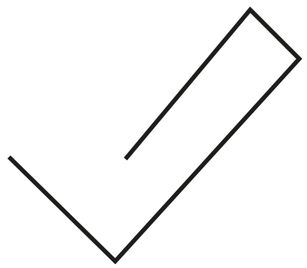

7 Draw a quadrilateral and pentagon with a perimeter of 10 cm.

Various answers.

8 Sort the shapes into the correct categories.

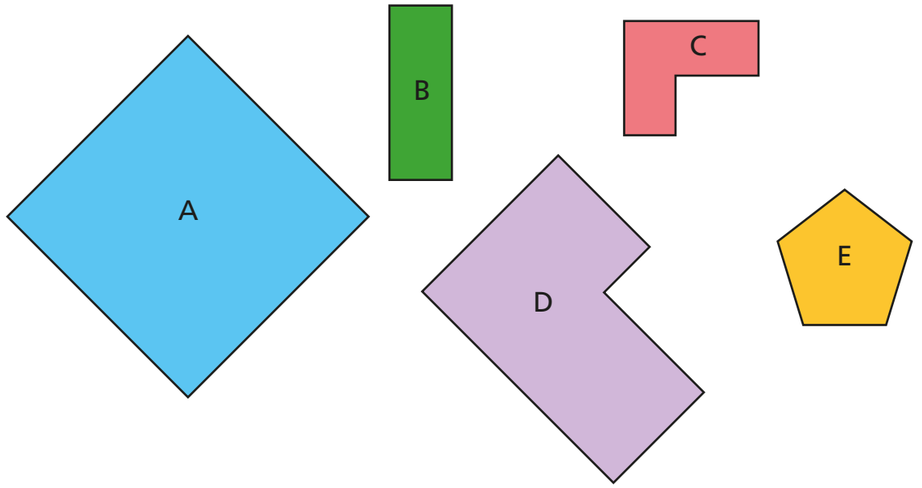

	Regular	Irregular
Perimeter less than 10 cm	E	B C
Perimeter greater than 10 cm	A	D

© White Rose Maths 2019

Perimeter on a grid

1 Work out the perimeter of each rectangle.

a)

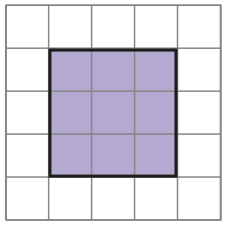

c)

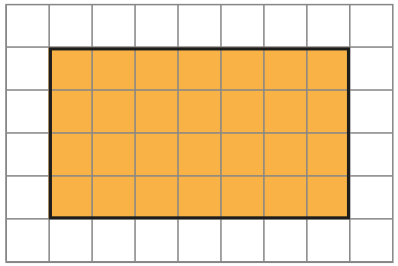

b)

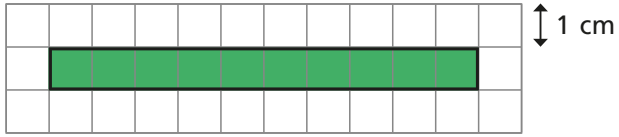

2 Which of the hexagons has the greatest perimeter?

Show all your workings.

A

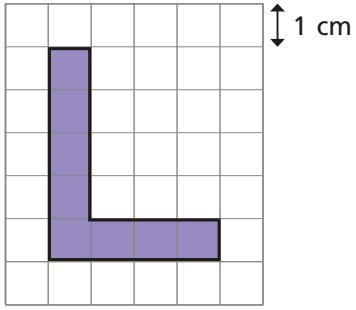

B

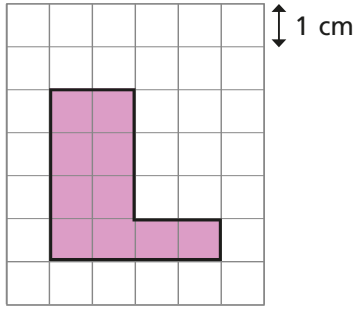

3 Draw two different rectangles with a perimeter of 14 cm.

4 Work out the perimeter of the shape.

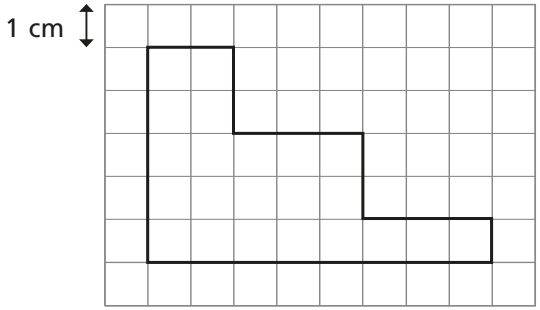

5 Draw two shapes with a perimeter of 20 cm.

Your shapes should **not** be rectangles.

6 Work out the perimeter of the rectangle.

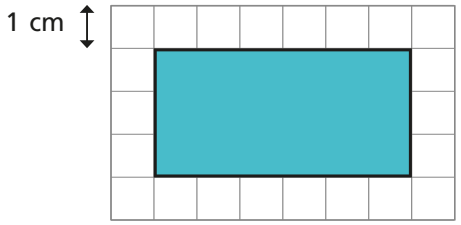

7

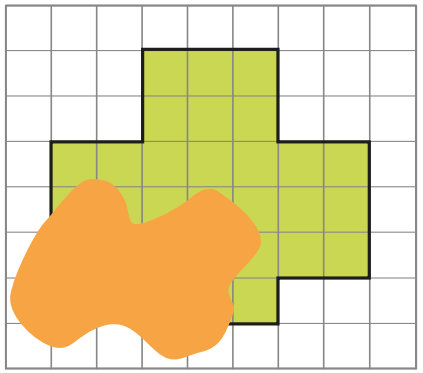

A shape is drawn on a square grid.

Part of the shape is hidden.

What could the perimeter of the shape be?

Is there more than one answer?

© White Rose Maths 2019

Perimeter on a grid

1 Work out the perimeter of each rectangle.

a)

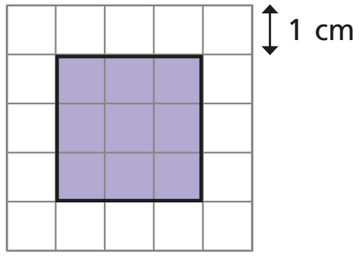

perimeter = 12 cm

b)

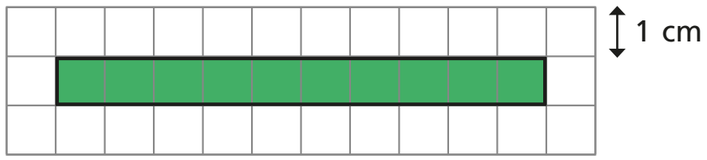

perimeter = 22 cm

c)

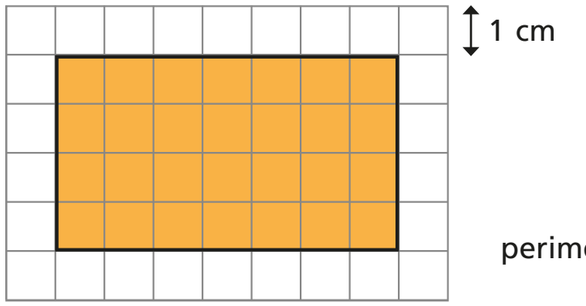

perimeter = 22 cm

2 Which of the hexagons has the greatest perimeter?

Show all your workings.

A

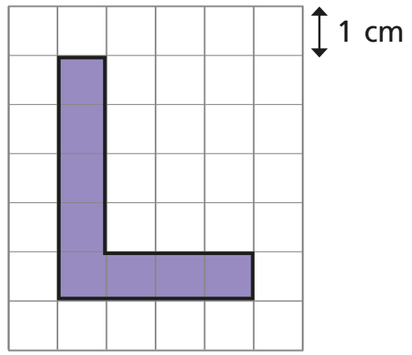

B

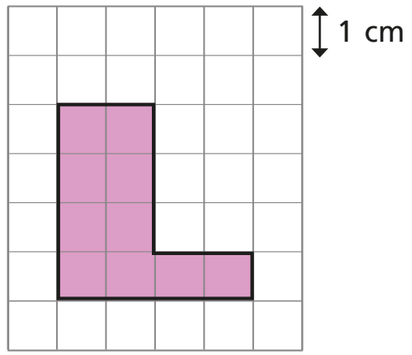

Shape A has the greatest perimeter.

3 Draw two different rectangles with a perimeter of 14 cm.

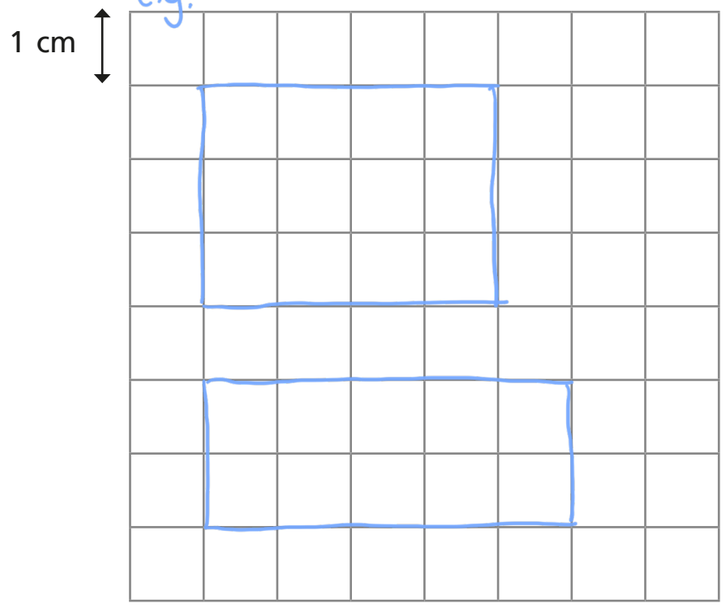

© White Rose Maths 2019

4 Work out the perimeter of the shape.

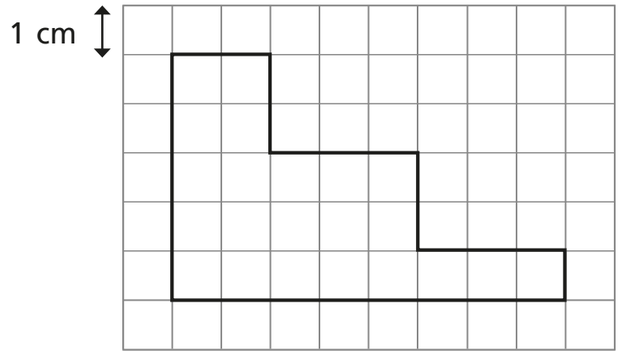

26 cm

5 Draw two shapes with a perimeter of 20 cm.

Your shapes should **not** be rectangles.

e.g.

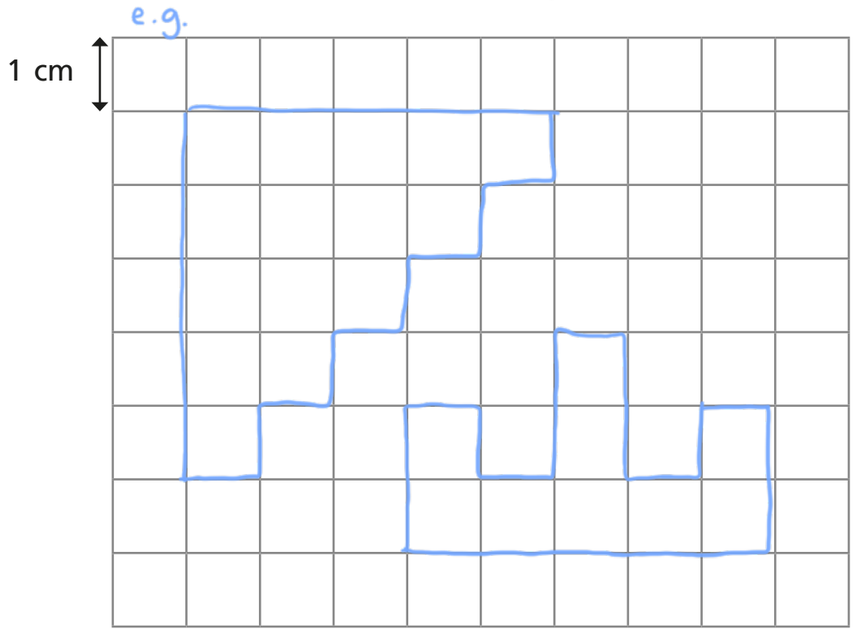

6 Work out the perimeter of the rectangle.

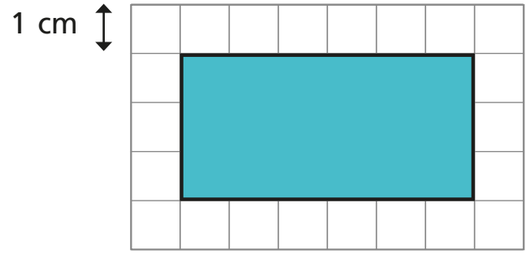

18cm

7 A shape is drawn on a square grid.

Part of the shape is hidden.

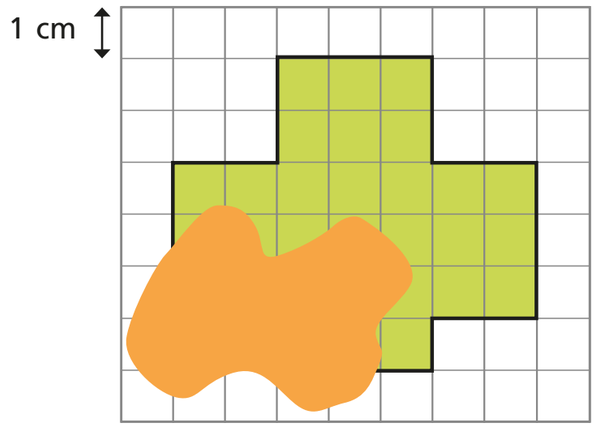

What could the perimeter of the shape be?

e.g. 25 cm

Is there more than one answer?

© White Rose Maths 2019

Perimeter of a rectangle

1 Work out the perimeter of each rectangle.

a)

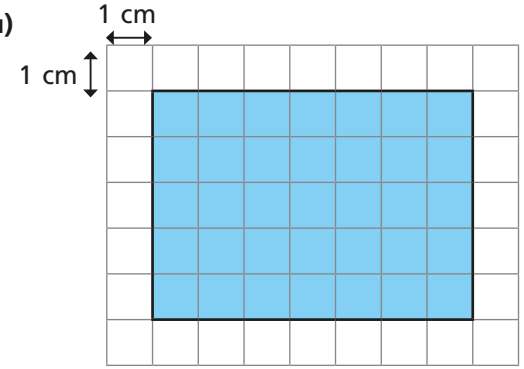

b)

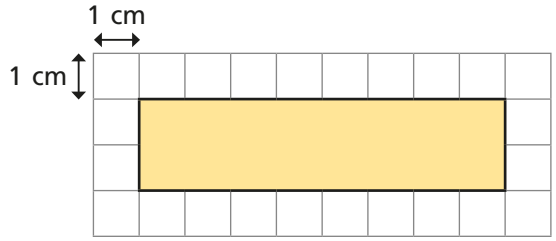

c)

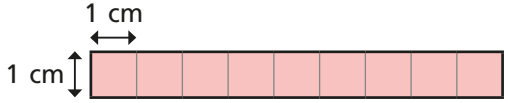

2 Work out the perimeter of the rectangles.

a)

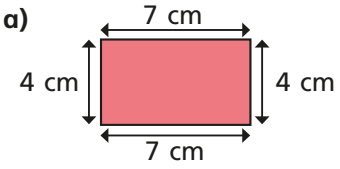

b)

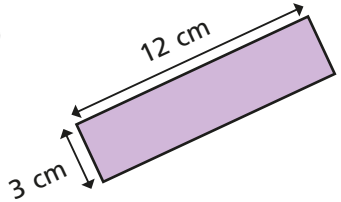

c)

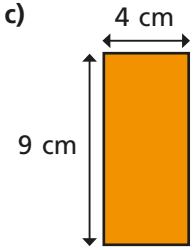

d)

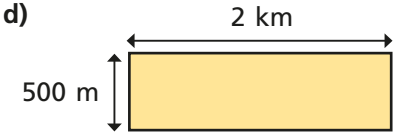

3 Tommy is working out the perimeter of some rectangles.

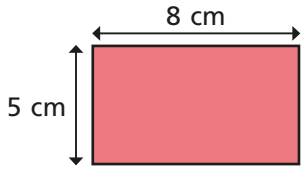

8 cm + 5 cm = 13 cm
13 cm × 2 = 26 cm

Use Tommy's method to find the perimeter of these rectangles.

a)

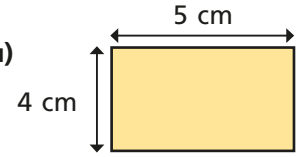

b)

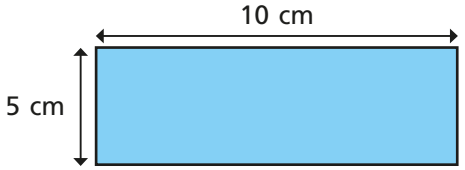

© White Rose Maths 2019

c)

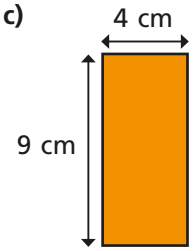

d)

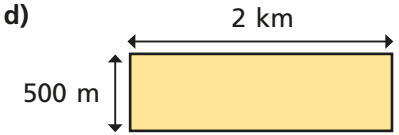

3 Tommy is working out the perimeter of some rectangles.

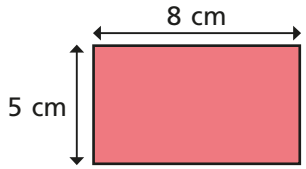

8 cm + 5 cm = 13 cm
13 cm × 2 = 26 cm

Use Tommy's method to find the perimeter of these rectangles.

a)

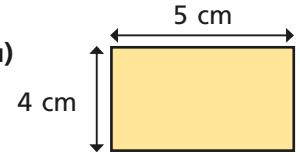

b)

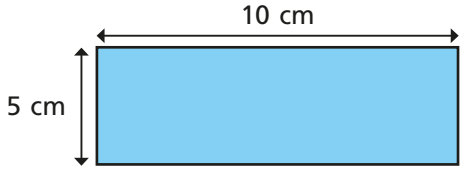

4 Each lolly stick is 8 cm long.

Find the perimeter of the shape.

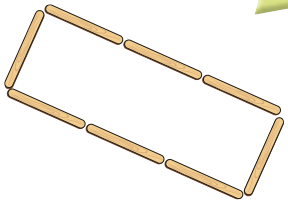

5 Each of these rectangles has a perimeter of 24 cm.

Work out the missing lengths and label the diagrams.

a)

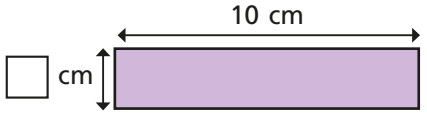

c)

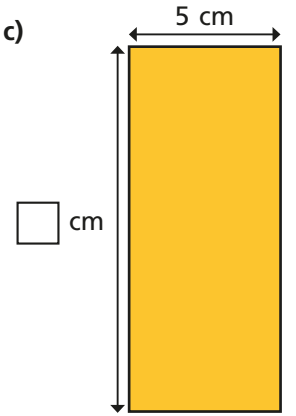

b)

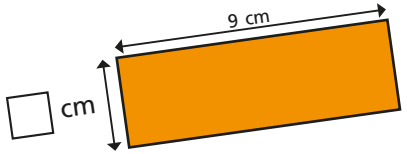

What do you notice?

Find any other rectangles that have the same perimeter.

© White Rose Maths 2019

Perimeter of a rectangle

1 Work out the perimeter of each rectangle.

a)

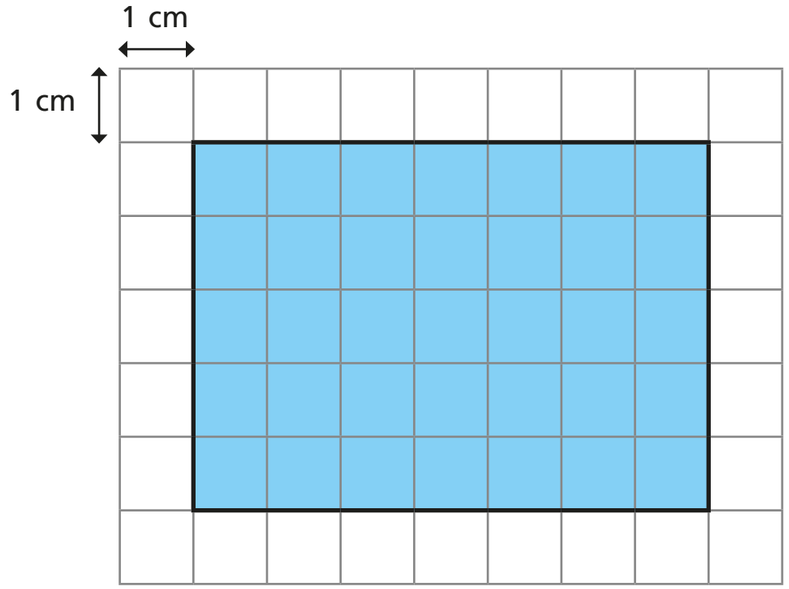

5 cm + 7 cm + 5 cm + 7 cm = 24 cm

b)

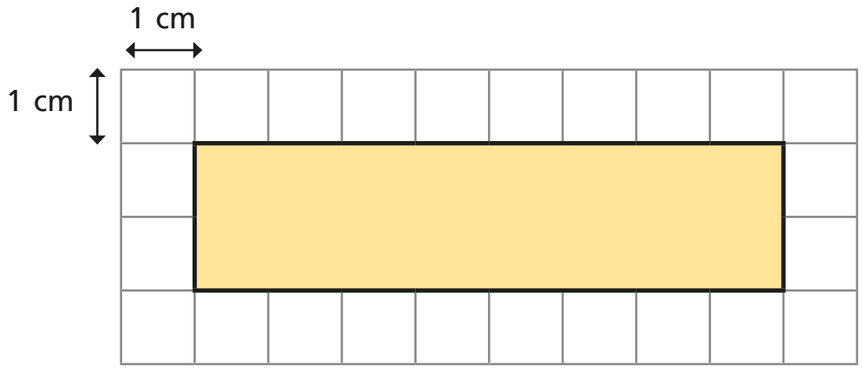

2 cm + 8 cm + 2 cm + 8 cm = 20 cm

c)

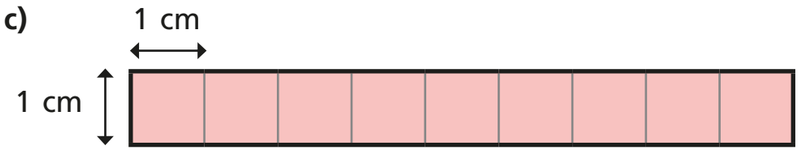

1 cm + 9 cm + 1 cm + 9 cm = 20 cm

2 Work out the perimeter of the rectangles.

a)

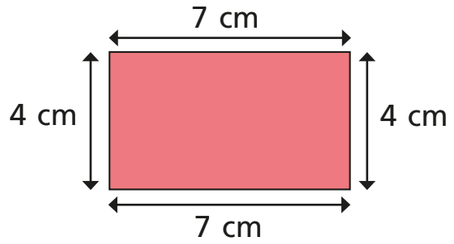

22cm

b)

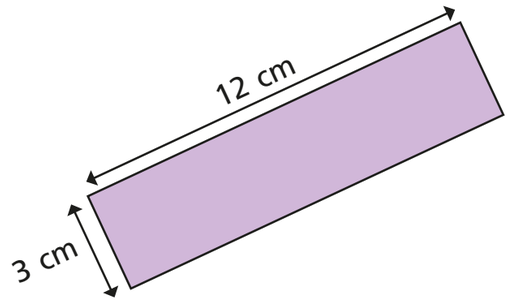

30cm

c)

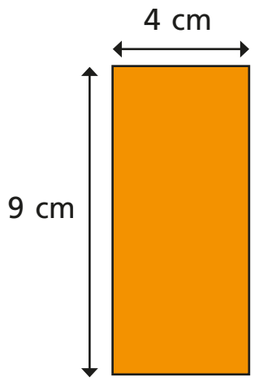

26cm

d)

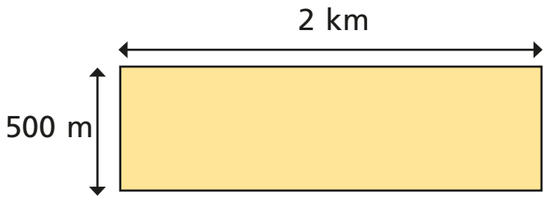

5km

© White Rose Maths 2019

3 Tommy is working out the perimeter of some rectangles.

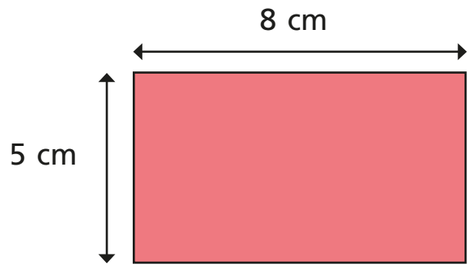

8 cm + 5 cm = 13 cm
13 cm × 2 = 26 cm

Use Tommy's method to find the perimeter of these rectangles.

a)

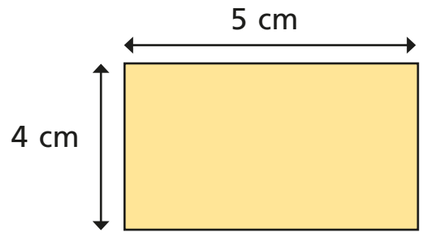

5 cm + 4 cm = 9 cm

9 cm × 2 = 18 cm

b)

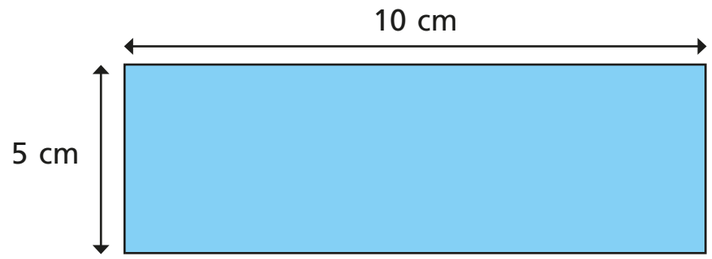

10 cm + 5 cm = 15 cm

15 cm × 2 = 30 cm

4 Each lolly stick is 8 cm long.

Find the perimeter of the shape.

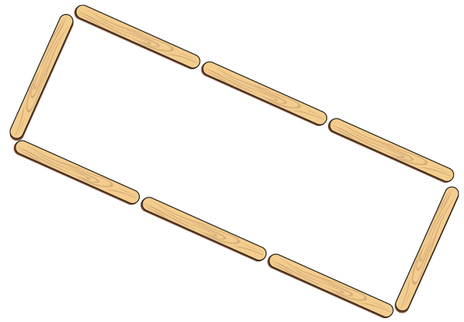

64 cm

5 Each of these rectangles has a perimeter of 24 cm.

Work out the missing lengths and label the diagrams.

a)

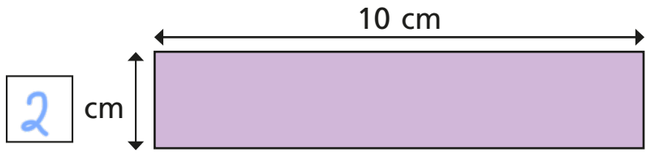

b)

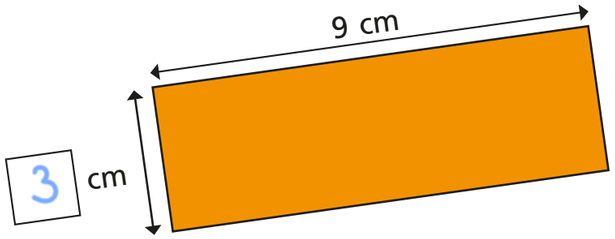

c)



What do you notice?

Find any other rectangles that have the same perimeter.

© White Rose Maths 2019

Perimeter of rectilinear shapes

1 The length of each square on the grid is 1 cm.

Work out the perimeter of the shapes.

a)

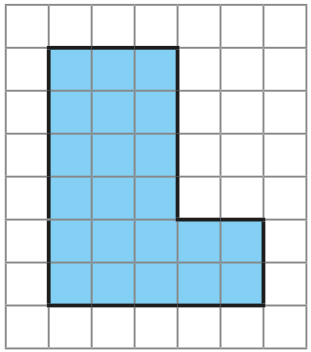

b)

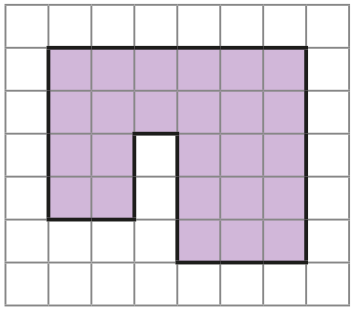

2 Work out the perimeter of the shape.

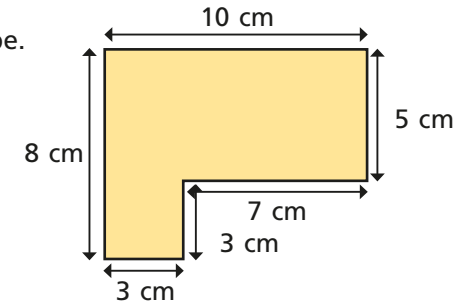

3 **a)** Work out the missing lengths.

b) What is the perimeter of the shape?

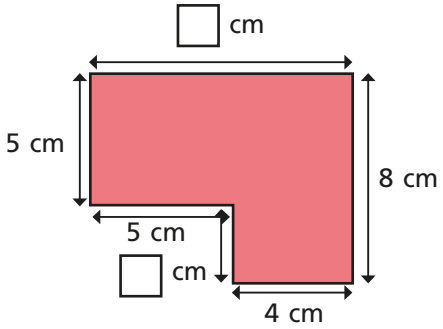

4 Work out the perimeter of each shape.

a)

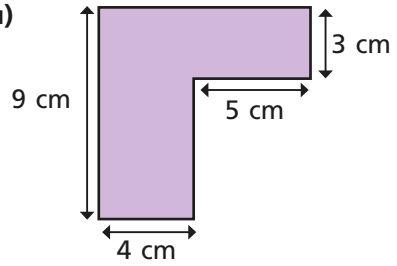

b)

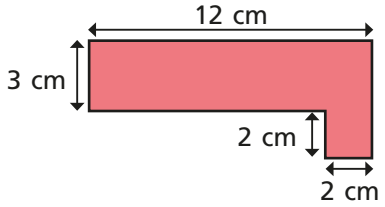

5 Mo puts two 5 cm by 3 cm rectangles next to each other.

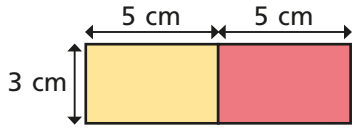

The perimeter of each small rectangle is 16 cm, so the perimeter of my larger rectangle must be 2 × 16 cm = 32 cm.

a) Is Mo correct?

Work out the perimeter of the larger rectangle to check your answer.

b) Mo puts the rectangles together in different ways.

Work out the perimeter of each large shape.

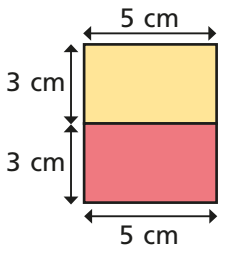

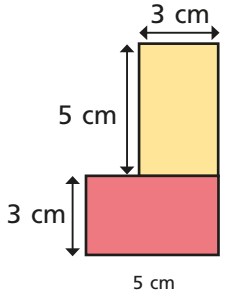

© White Rose Maths 2019

4 Work out the perimeter of each shape.

a)

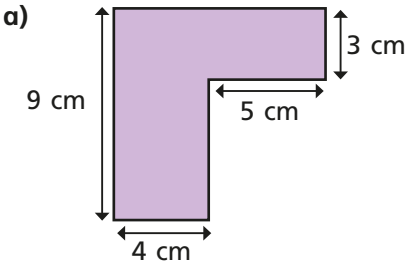

b)

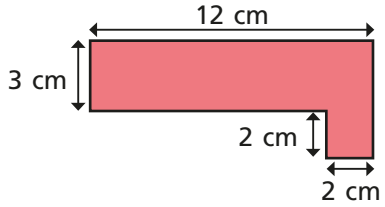

5 Mo puts two 5 cm by 3 cm rectangles next to each other.

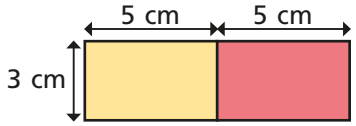

The perimeter of each small rectangle is 16 cm, so the perimeter of my larger rectangle must be 2 × 16 cm = 32 cm.

a) Is Mo correct?

Work out the perimeter of the larger rectangle to check your answer.

b) Mo puts the rectangles together in different ways.

Work out the perimeter of each large shape.

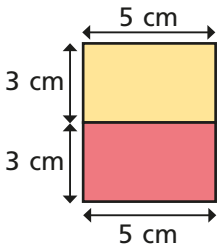

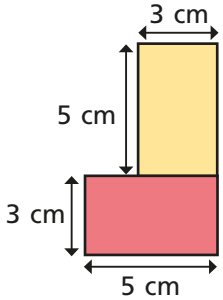

6 Dani thinks there isn't enough information to work out the perimeter of the shape.

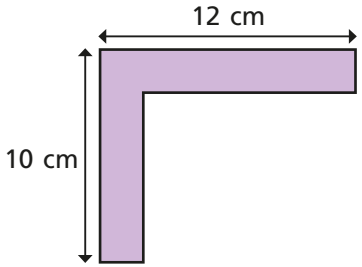

Is Dani correct?

Explain your answer.

7 A rectangular flower bed is 5 m long and 3 m wide.

The path around the flower bed is 1 m wide.

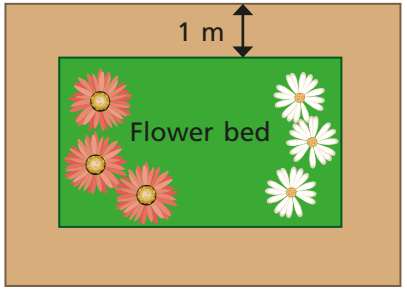

a) What is the perimeter of the flower bed?

b) What is the perimeter of the outside of the path?

© White Rose Maths 2019

Perimeter of rectilinear shapes

1 The length of each square on the grid is 1 cm.

Work out the perimeter of the shapes.

a)

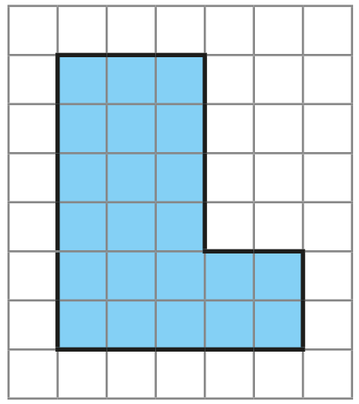

22cm

b)

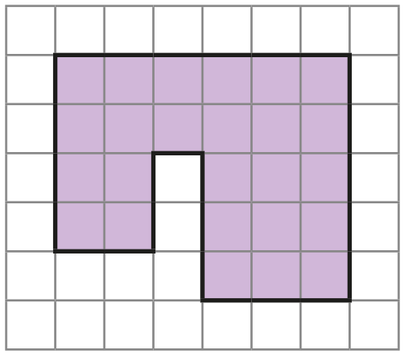

26cm

2 Work out the perimeter of the shape.

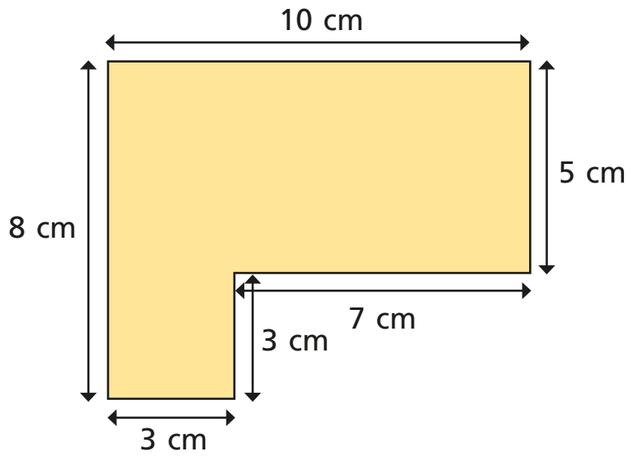

36 cm

3 **a)** Work out the missing lengths and label them on the diagram.

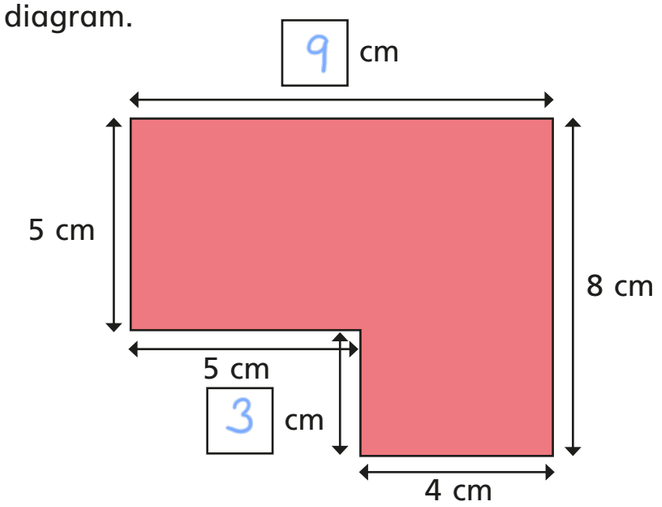

b) What is the perimeter of the shape?

34cm

4 Work out the perimeter of each shape.

a)

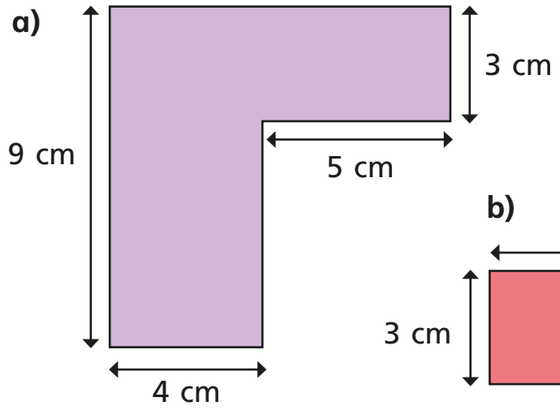

36cm

b)

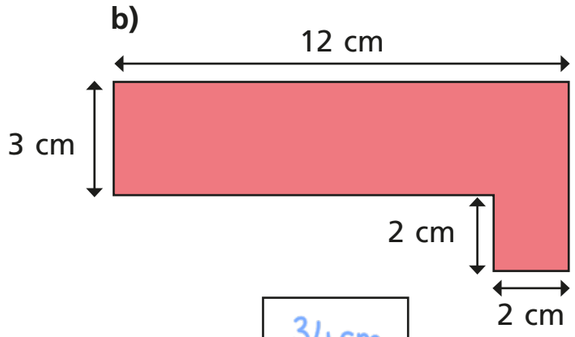

34cm

© White Rose Maths 2019

5 Mo puts two 5 cm by 3 cm rectangles next to each other.

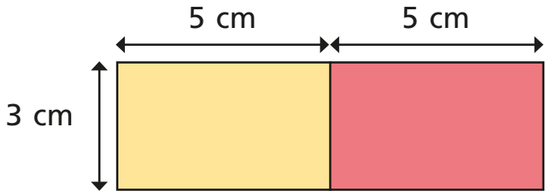

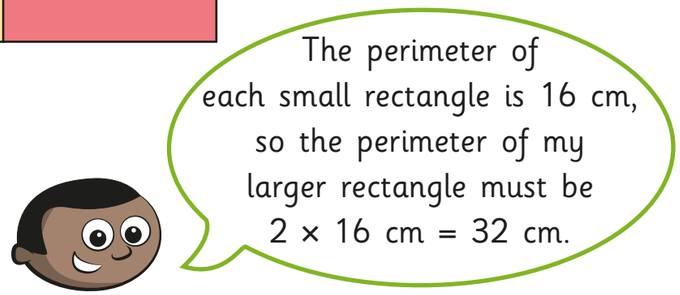

a) Is Mo correct? No

Work out the perimeter of the larger rectangle to check your answer.

26 cm

b) Mo puts the rectangles together in different ways.

Work out the perimeter of each large shape.

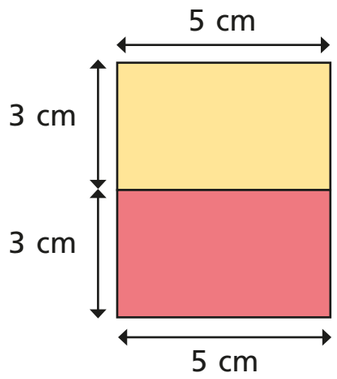

22 cm

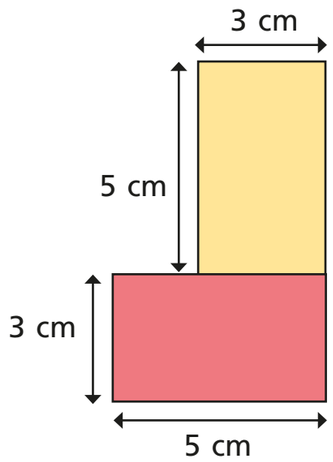

26 cm

6 Dani thinks there isn't enough information to work out the perimeter of the shape.

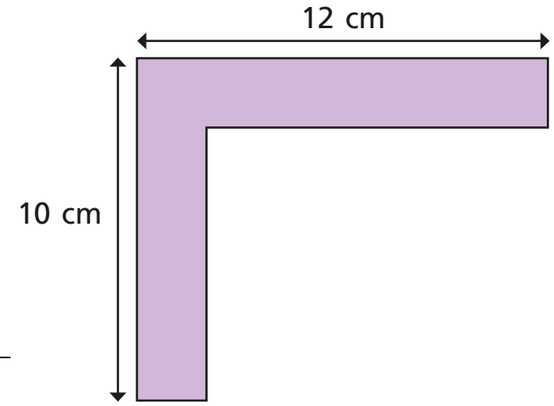

Is Dani correct? No

Explain your answer.

7 A rectangular flower bed is 5 m long and 3 m wide.

The path around the flower bed is 1 m wide.

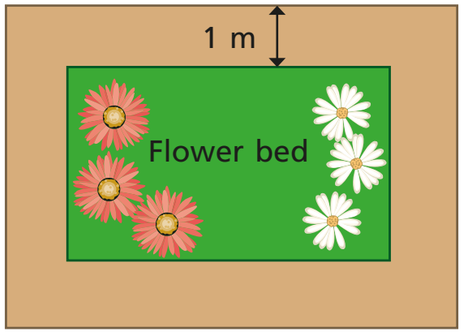

a) What is the perimeter of the flower bed?

16 cm

b) What is the perimeter of the outside of the path?

24 cm

© White Rose Maths 2019